

Comfort-Aire[®]

COMFORT IN EVERY SEASON



ROOM AIR CONDITIONING

2004



Introduction

Comfort-Aire is a leading supplier of quality products for the room air conditioning market. We're known throughout the industry for efficient, reliable products and in-season availability, as well as for the wide range of models and sizes we offer.

The complete line of Comfort-Aire room A/C and heating products is presented in this catalog. Complete specifications for all models are shown on pages 10-11.

This catalog represents the latest information available at time of publication; however, because of on-going product improvements, we reserve the right to change design, specifications, performance data and materials without notice.

Features

All Comfort-Aire room air conditioners are designed for dependability and long life, with a full array of features that makes them the equipment of choice for dealers, contractors and consumers alike.

- **Energy Efficiency**—All our models are engineered to maximize comfort while minimizing energy usage; many models have been rated as Energy Star compliant
- **Quiet Operation**—At Comfort-Aire, we know noise levels are a critical factor whether for home or business use, so we use only quality components and state-of-the-art technology in building our units
- **Electronic Controls**—Most models now incorporate digital touchpad controls that are easy to understand and to use; for added convenience, wireless remotes are also included whenever possible
- **Heavy Duty Compressors**—Because the compressor is the heart of every room A/C or heat pump, we use only proven compressors for reliability and efficient operation
- **Attractive Styling**—Sleek, clean-lined grilles come in a neutral stone white color to blend with any interior
- **Durable Cabinets**—Galvanized steel cabinets have corrosion-resistant finishes to withstand tough weather conditions
- **Liberal Warranty Coverage**—We stand behind every unit with technical support and excellent warranties: see details on page 10



In addition to our room air line, Comfort-Aire offers several related product groups—you can read about our ductless mini-splits, dehumidifiers and PTACs on page 13.

For more information on these items as well as Comfort-Aire's full range of products for residential and commercial heating and cooling, contact us for our new Catalog 100: **THE SOURCE** or visit us on-line at www.comfort-aire.com



COMPACT-AIRE™ 2



Convenient, lightweight models for smaller rooms, 5,000 to 10,000 BTUHs

POWER-AIRE™ with ELECTRIC HEAT 7



Cooling and supplemental heat, 8,000/4,000 to 24,000/16,000 BTUHs

POWER-AIRE™ 3



A full range of sizes from 12,000 to 28,500 BTUHs, with digital controls

POWER-AIRE™ CASEMENTS 8



Handy air conditioning units that fit casement and slider windows, 8,000 to 12,000 BTUHs

SUPER POWER-AIRE 4



Over three tons of cooling capacity for residential, commercial or industrial use

PORTABLE-AIRE™ 9



Air conditioning you can move from room to room, 7,500, 9,000 and 12,000 BTUH models

POWER-AIRE BUILDER 5



Through-the-wall units in cooling only and cooling with electric heat, 8,000 to 11,700 BTUHs

SPECIFICATIONS 10

ACCESSORIES 12



Wall sleeves, remote thermostats, and support brackets

POWER-AIRE HEAT PUMPS 6



A convenient, space-saving way to add comfort to any room, 12,200 to 17,600 BTUHs

RELATED PRODUCTS 13

Compact-Aire™



**RADS-51, RAD-61,
and RAD-81**

RD-51



The Compact-Aire series is designed for efficient cooling of smaller spaces, with models sized for rooms ranging from 150 to 490 square feet.

Because these popular models are lightweight and compact in size, they're easy to install. Each comes with our exclusive Adapt-A-Ease system for installation in double-hung windows from 19" to 39" in width.

In addition to affordable comfort in conveniently sized cabinets, the Compact-Aire line provides a full array of features plus energy efficiency—including three models with Energy Star ratings. A state-of-the-art rotary compressor adds reliability and efficiency.

FEATURES

- Attractive decorator front grilles in stone white color with adjustable air direction
- Easy to access slide-out, washable filters
- One degree temperature adjustment
- 24-hour on/off timer (except RD-51)
- Durable galvanized, painted steel cabinet
- Includes Adjust-A-Ease installation system



*Digital models
include handy
remote control*



RADS-81 and RAD-101

MODEL	DESCRIPTION	BTUH	SQ. FT.	E.E.R.	FAN/COOL SPEEDS	SHIP WT.
RD-51	Electro-mechanical controls	5,000	150	9.7	2/2	52
RADS-51*	Electronic controls, full feature remote, Energy Star rating	5,400	150	10.7	2/2	52
RAD-61	Electronic controls, full feature remote	6,000	210	9.7	2/2	52
RAD-81	Electronic controls, full feature remote	8,000	350	9.8	2/2	54
RADS-81*	Electronic controls, full feature remote, Energy Star rating	8,000	350	10.8	3/3	79
RAD-101	Electronic controls, full feature remote	10,000	490	9.8	3/3	80
RADS-101*	Electronic controls, full feature remote, Energy Star rating	10,000	490	10.8	3/3	95

**Energy Star compliant model*

Power Supply: 115V 60 Hz

Energy efficiency is available in a wide range of cooling capacities with the Power-Aire series of room air conditioners, which includes the RADS-181, a 115V unit with a full 17,300 BTUH of cooling capacity.

Models are available to effectively cool 650 to 1700 square feet of space and two are Energy Star rated.

Comfort is accessed at the touch of a button as each of the Power-Aire models is built with electronic touchpad controls and includes a remote control (except RAC-153). This makes it simple to select a desired temperature and, utilizing the 24-hour timer, maintain maximum comfort along with maximum efficiency.

Repair and replacement of parts is simplified by a slide-out chassis.



RADS-181, RAD-243, RAD-293



RAD 121, RAD-123, RADS-151, RAD-183

FEATURES

- Attractive, stone white decorator front grilles
- Front-mounted, slide-out washable filter
- Auto cool mode, energy saver function
- One degree temperature adjustment
- Three cooling and three fan speeds
- Galvanized steel cabinet with durable electro-coated finish
- Includes Adjust-A-Ease system



All models on this page come with full feature remote control (excluding RAC-153)

MODEL	DESCRIPTION	BTUH	SQ. FT.	E.E.R.	POWER	SHIP WT.
RAD-121	Electronic controls, full feature remote	12,000	650	9.8	115V	95
RAD-123	Electronic controls, full feature remote	12,000	650	9.8	208-230V	95
RADS-151*	Electronic controls, full feature remote, Energy Star compliant	14,500	820	10.7	115V	110
RAC-153	Electro-mechanical controls, 8-way air direction	15,000	820	9.8	230V	130
RADS-181*	Electronic controls, full feature remote, Energy Star compliant	17,300	1100	11.0	115V	130
RAD-183	Electronic controls, full feature remote	17,500/18,000	1100	9.7	208-230V	110
RAD-243	Electronic controls, full feature remote	23,500/24,000	1400	8.5	208-230V	160
RAD-293	Electronic controls, full feature remote	27,700/28,500	1700	8.5	208-230V	160

**Energy Star compliant model*

Super Power-Aire™



WA-323

At three tons of cooling capacity, the Super Power-Aire is the highest capacity room air conditioner on the market. The workhorses of the Comfort-Aire line, these are the units to look at if the space to be cooled is over 1800 square feet.

Whether installed in a window, through the wall or in a transom, Super Power-Aire units are suited to residential, commercial and industrial uses. Controls are located on the front of the cabinets and clearly labeled. The optional RT-30 remote thermostat can be added for to provide temperature control in a more convenient location, if desired.

FEATURES

- Decorator front grilles in neutral stone white color to blend with any decor
- Easy to clean slide-out, washable filters
- Two cooling and two fan speeds
- Adjustable air direction
- Slide-out chassis for easy maintenance and servicing
- Durable galvanized, painted steel cabinet




WYB-363

MODEL	DESCRIPTION	BTUH	SQ.FT.	E.E.R.	HUMIDITY REMOVAL	SHIP WT.
WA-323	Mechanical controls, rigid mount with window mounting kit	31,500/32,000	1850	8.5	10 Pts/Hr	234
WYB-363	Mechanical controls, window mounting kit, air exhaust control	35,900/36,600	2000	8.5	11.1 Pts/Hr	290

Power Supply: 208/230V 60 Hz

Find parts lists, specifications, warranty details and more for our full line of heating and cooling products at www.comfort-aire.com

Power-Aire™ Builder Series



BD-81, BD-101, BD-123

Cooling only, digital touchpad controls



BDE-103 and BDE-123

Cooling and electric heat, mechanical controls

Our line of thru-the-wall air conditioners is built with the reliability and flexibility that make them suitable for new construction, renovation or remodeling.

These heavy duty units can be used in commercial, industrial or residential installations, and come in three cooling only models and two cooling with electric heat models. A heavy duty compressor provides quiet, efficient operation.

The Builder Series fits virtually any existing wall sleeve utilizing the standard mounting frame that's included.

FEATURES

- Decorator front grilles in neutral stone white color
- Easily accessed filters for fast cleaning/changing
- Four-way air deflection
- Ventilation control with air exchanger for fresh air
- Three fan only speeds and three cooling speeds on BD models, one fan only speed and two cooling speeds on BDEs
- Durable galvanized steel cabinet with corrosion-resistant paint finish

MODEL	DESCRIPTION	BTUH	SQ.FT.	E.E.R.	POWER	SHIP WT.
BD-81	Electronic controls, full feature remote, cooling only	8,000	350	10.0	115V	79
BD-101	Electronic controls, full feature remote, cooling only	10,000	490	9.5	115V	86
BD-123	Electronic controls, full feature remote, cooling only	11,400/11,700	650	9.5	208-230V	87
BDE-103	Mechanical cooling controls electric heat	9,800/10,000 9,200/11,200	490	9.5	208-230V	87
BDE-123	Mechanical cooling controls electric heat	11,400/11,700 9,200/11,200	650	9.5	208-230V	87

IMPORTANT: Specifications can change—always wait to cut an opening in a wall until the unit arrives and dimensions can be verified.

Power-Aire™ Heat Pumps



RAH-123A and RAH-183A

Power-Aire heat pumps are ideal for adding comfort to room additions, apartments or any room in the house. The unit automatically switches over to supplemental electric heat at 40° F to prevent freeze-ups.

Installation can be through the wall or window-mounted, and models are a neutral color to blend with room decor. All controls are on the front of the unit so they're easy to reach, and they're clearly labeled. Air flow can be adjusted by changing the multi-directional air outlet grille.

With the slide-out chassis, the cabinet serves as a mounting sleeve, eliminating the need to disturb the installation when servicing or cleaning the unit.

FEATURES

- Stone white decorator front grilles
- Easy to clean, slide-out filters
- One degree temperature adjustment
- Two speed fan and fan only settings, plus ventilation control
- C.O.P. ratings of 2.9
- Zinc steel cabinet with enamel finish
- For window-mounted or through-the-wall installations
- Power supply: 208-230V 60 Hz

IMPORTANT: Specifications can change—always wait to cut an opening in a wall until the unit arrives and dimensions can be verified.

MODEL	DESCRIPTION	COOLING BTUH	E.E.R.	ELEC. HEAT BTUH*	HEAT PUMP BTUH	SQ.FT.	SHIP WT.
RAH-123A	Room heat pump, mechanical controls	12,000/12,200	9.6	9,300/11,500	12,500	660	133
RAH-183A	Room heat pump, mechanical controls	17,300/17,600	9.0	9,000/11,000	15,500	1070	170

**Back-up electrical heat*

Tips for SIZING

6

Room air conditioners are an economical and practical means of adding comfort to a home, commercial space, warehouse office or other area. For best results, the A/C should be correctly sized for the space. The specifications in this catalog show the approximate square footage which each unit can effectively cool. However, other factors should be considered in selecting model size—it would be a good idea to go to the next size up if there are multiple doors and windows in the space, if ceilings are exceptionally high, if heat-generating equipment is used, or if several people occupy the space.

Power-Aire™ with Electric Heat



RED-243

Heating and cooling are combined in these quiet, compact, efficient units and the mode can be selected at the touch of a button, whether on the remote control or with the digital touchpad on the unit.

When the unit is set for HEAT, a thermostat cycles the heating element on and off to maintain a constant temperature. (NOTE: These units are designed for supplemental heat only.) A fan only setting can also be selected.

Adding to quiet operation is an insulated plenum that absorbs sounds.

FEATURES

- Stone white decorator front grilles
- Front-mounted, removable filter
- One degree temperature adjustment
- Auto cool mode, energy saver function, plus 24-hour on/off timer
- Slide-out chassis for fast maintenance (except RED-81)
- Protective rear grille
- Galvanized steel cabinet with durable electro-deposition paint
- Includes Adjust-A-Ease system



**RED-123,
RED-183**

*Adapt-A-Ease
installation
system shown*



*All models on this page
come with a full feature
remote control*



RED-81

MODEL	DESCRIPTION	COOLING BTUH	HEAT BTUH	SQ.FT.	E.E.R.	POWER	SHIP WT.
RED-81	Electronic controls, compact cabinet	8,000	4,000	350	9.8	115V	79
RED-123	Electronic controls, slide-out chassis	10,200/12,000	8,700/10,200	650	9.8	208-230V	95
RED-183	Electronic controls, slide-out chassis	17,000/17,600	13,400/16,000	1100	9.7	208-230V	110
RED-243	Electronic controls, slide-out chassis	23,500/24,000	13,400/16,000	1500	8.5	208-230V	160

Power-Aire™ Casement



Comfort-Aire's Casement Series makes a casement or horizontal sliding window application practical and energy efficient—and with three cooling capacities, the expanded line can accommodate room sizes up to 650 square feet.

The series fits windows starting at 15½" wide and ranging from 21" to 42" high. Installation is quick and easy, and each unit includes a kit with a panel to fill window gaps.

An electronic thermostat maintains a constant temperature, and touchpad controls are easy to understand and use. A wireless remote control comes with each model. Adding to comfort are three fan speeds and three cooling speeds. The units feature an air exchanger to circulate fresh air into the room.




Includes remote control

FEATURES

- Decorator front grilles in stone white color
- Quick-access filter for easy cleaning
- One degree temperature adjustment
- Six-way adjustable air direction
- Rear grille to protect the condenser coils
- Galvanized, painted steel cabinet to resist corrosion
- Comes with standard installation kit that includes filler panel, gaskets and brackets
- Expanded line now includes 12,000 BTUH model for larger spaces

MODEL	DESCRIPTION	BTUH	SQ.FT.	E.E.R.	FAN/COOL SPEEDS	MOISTURE REMOVAL	SHIP WT.
CD-81	Casement/slider A/C, electronic controls	8,000	350	9.5	3/3	2.0 Pt/Hr	83
CD-101	Casement/slider A/C, electronic controls	10,000	490	9.5	3/3	2.9 Pt/Hr	93
CD-121	Casement/slider A/C, electronic controls	12,000	650	9.5	3/3	3.8 Pt/Hr	95

Power Supply: 115V 60 Hz



Now air conditioning can be available wherever it's needed! The Portable-Aire series cools without the need for ductwork, special wiring or other installation. Designed for "spot" cooling, these units are ideal for situations where a window isn't available for a regular room A/C, or where temporary cooling is needed. They're also great for warehouses, apartments, temporary offices and other residential and commercial uses.



Cooling, dehumidification and air filtration functions enhance comfort. A quiet but powerful two-speed fan works in both cooling and fan only modes. PAD-91 and PAD-121 models feature a condensate management system with no bucket to empty.

Moving the units is simple, thanks to heavy duty casters and built-in handholds.

Each unit comes with a low profile window adapter for the hose nozzle(s) that takes up just a few inches of window space and can be used on double hung and casement/slider windows.



PAD-71 FEATURES

- One 6-foot long flexible hose to exhaust hot air
- Slide-out, cleanable filter to remove impurities from the air
- 24-hour timer and energy saver function
- Three condensate drain options



PAD-91 & PAD-121 FEATURES

- Two 6-foot long flexible hoses for maximum efficiency and comfort, one for air intake and the other for hot air exhaust
- 24-hour timer, energy saver function, and super cool mode
- Easy access, washable filters to remove impurities from the air
- Vertical oscillating louvers
- Wireless remote control

MODEL	DESCRIPTION	BTUH	SQ.FT.	E.E.R.	MOISTURE REMOVAL	SHIP WT.
PAD-71	Digital touchpad controls, single hose operation	7,500	325	7.5	1.7 Pt/Hr	84
PAD-91	Digital touchpad controls with remote, dual hoses	9,000	400	8.2	2.3 Pt/Hr	95
PAD-121	Digital touchpad controls with remote, dual hoses	12,000	550	8.6	2.5 Pt/Hr	97

Power Supply: 115V 60 Hz

Specifications

POWER CORD

Configuration



15 AMP 115V
PARALLEL
A



15 AMP 230V
TANDEM
B

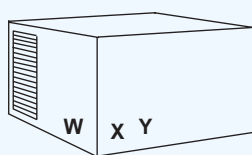


20 AMP 250V
TEE
C



30 AMP 230V
PARALLEL
D

Location



W—RD-51, RADS-51, RAD-61, CD and WA Series

X—RAD-81 through RAD-243, all RAH, RED, BD & BDE Series

Y—WYB Series

WARRANTY

All RAD, RED, WA series and PAD-71 room air conditioners are covered by a one-year full warranty on parts and labor. In addition, the sealed refrigeration system carries a 5-year warranty (parts only 2nd through 5th years). The fan motor is covered by a 2-year warranty on parts only. For information, call:

800-332-6658

All WYB, RAH series and PAD-91/PAD-121 room air conditioners are covered by a one-year full warranty on parts and labor. In addition, the compressor is covered by a 5-year warranty (parts only 2nd through 5th years). For information, call:

517-787-2100

- 10** All CD, BD, and BDE models are covered by a one-year full warranty on parts and labor. In addition, the sealed refrigerant system carries a 5-year warranty (parts only 2nd through 5th years). For information, call:


877-755-7932

Model	Cooling Capacity BTU/Hr	Approx. Sq. Ft. Cooling	E.E.R.	Heating Capacity BTUH (electric)	Electric (Volts)	Humidity Removal Pints/Hr	Ventilation Control
COMPACT-AIRE™							
RD-51	5,000	150	9.7	N/A	115	1.4	No
RADS-51*	5,400	150	10.7	N/A	115	1.4	No
RAD-61*	6,000	210	9.7	N/A	115	1.4	No
RAD-81*	8,000	350	9.8	N/A	115	2.0	No
RADS-81*	8,000	350	10.8	N/A	115	2.6	Yes
RAD-101*	10,000	490	9.8	N/A	115	3.3	Yes
RADS-101*	10,000	490	10.8	N/A	115	3.4	Yes
POWER-AIRE™							
RAD-121*	12,000	650	9.8	N/A	115	3.2	Yes
RAD-123*	12,000	650	9.8	N/A	230/208	3.1	Yes
RADS-151*	14,500	820	10.7	N/A	115	4.9	Yes
RAC-153	15,000	820	9.8	N/A	230/208	5.0	Yes
RADS-181*	17,300	1100	11.0	N/A	115	5.6	Yes
RAD-183*	18,000/17,500	1100	9.7	N/A	230/208	5.9	Yes
RAD-243*	24,000/23,500	1400	8.5	N/A	230/208	8.5	Yes
RAD-293*	28,500/27,700	1700	8.5	N/A	230/208	10.2	Yes
SUPER POWER-AIRE™							
WA-323	32,000/31,500	1850	8.5	N/A	230/208	10.0	Yes
WYB-363	36,600/35,900	2000	8.5	N/A	230/208	11.1	Yes
POWER-AIRE™ with ELECTRIC HEAT							
RED-81*	8,000	350	9.8	4,000	115	2.4	No
RED-123*	12,000/10,200	650	9.8	10,200/8,700	230/208	3.7	Yes
RED-183*	17,500/17,000	1100	9.7	16,000/13,400	230/208	5.9	Yes
RED-243*	24,000/23,500	1500	8.5	16,000/13,400	230/208	8.2	Yes
POWER-AIRE™ HEAT PUMPS							
RAH-123A	12,200/12,000	660	9.6	11,500/9,300	230/208	3.3	Yes
RAH-183A	17,600/17,300	1070	9.0	11,000/9,000	230/208	5.0	Yes
POWER-AIRE™ BUILDERS SERIES							
BD-81*	8,000	350	10.0	N/A	115	2.2	Yes
BD-101*	10,000	490	9.5	N/A	115	3.2	Yes
BD-123*	11,700/11,400	650	9.5	N/A	230/208	3.8	Yes
BDE-103	10,000/9,800	490	9.5	11,200/9,200	230/208	3.2	Yes
BDE-123	11,700/11,400	650	9.5	11,200/9,200	230/208	3.8	Yes
POWER-AIRE™ CASEMENT SERIES							
CD-81*	8,000	350	9.5	N/A	115	2.0	Yes
CD-101*	10,000	490	9.5	N/A	115	2.9	Yes
CD-121*	12,000	650	9.5	N/A	115	3.8	Yes
PORTABLE-AIRE™							
PAD-71	7,500	325	7.5	N/A	115	1.7	N/A
PAD-91*	9,000	400	8.2	N/A	115	2.3	N/A
PAD-121*	12,000	550	8.6	N/A	115	2.5	N/A

*Remote Control included

Model Number	Fan Only Speeds	Air Delivery Max. CFM	Fan Motor Speeds	Amps Cooling	Amps Heating	Fuse Size T.D.	Slide-Out Chassis	Window Mounting Kit (Standard)	Power Cord Plug	Ship Weight (lbs.)	** Maximum Wall Thickness (in.)	Dimensions H x W x D (with base and front in inches)
COMPACT-AIRE™												
RD-51	2	160	2	5.0	N/A	125/15	No	Yes	A	52	5	12 ¹ / ₄ x 18 ⁵ / ₈ x 15 ¹ / ₈
RADS-51*	2	160	2	5.0	N/A	125/15	No	Yes	A	52	5	12 ¹ / ₄ x 18 ⁵ / ₈ x 15 ¹ / ₈
RAD-61*	2	160	2	5.6	N/A	125/15	No	Yes	A	52	5	12 ¹ / ₄ x 18 ⁵ / ₈ x 15 ¹ / ₈
RAD-81*	2	215	2	9.8	N/A	125/15	No	Yes	A	54	5	12 ¹ / ₄ x 18 ⁵ / ₈ x 15 ¹ / ₈
RADS-81*	3	260	3	7.0	N/A	125/15	No	Yes	A	79	5	12 ¹ / ₂ x 20 x 19 ⁷ / ₈
RAD-101*	3	260	3	9.0	N/A	125/15	No	Yes	A	80	5	12 ¹ / ₂ x 20 x 19 ⁷ / ₈
RADS-101*	3	255	3	9.0	N/A	125/15	Yes	Yes	A	95	5	15 x 23 ⁵ / ₈ x 21 ³ / ₄
POWER-AIRE™												
RAD-121*	3	262	3	11.0	N/A	125/15	Yes	Yes	A	95	5	15 x 23 ⁵ / ₈ x 21 ³ / ₄
RAD-123*	3	262	3	5.6	N/A	230/15	Yes	Yes	B	95	5	15 x 23 ⁵ / ₈ x 21 ³ / ₄
RAD-151*	3	280	3	12.0	N/A	125/15	Yes	Yes	A	110	5	15 x 23 ⁵ / ₈ x 21 ³ / ₄
RAC-153	3	280	3	7.6	N/A	230/20	Yes	Yes	B	130	5 ¹ / ₂	17 ¹ / ₄ x 26 ¹ / ₂ x 25 ³ / ₈
RADS-181*	3	525	3	12.0	N/A	125/15	Yes	Yes	A	130	5 ¹ / ₂	17 ¹ / ₄ x 26 ¹ / ₂ x 25 ³ / ₈
RAD-183*	3	325	3	8.5	N/A	230/15	Yes	Yes	B	110	5	15 x 23 ⁵ / ₈ x 21 ³ / ₄
RAD-243*	3	550	3	13.5/14.4	N/A	230/20	Yes	Yes	C	160	5 ¹ / ₂	17 ¹ / ₄ x 26 ¹ / ₂ x 25 ³ / ₈
RAD-293*	3	550	3	14.0	N/A	230/30	Yes	Yes	D	160	7	17 ¹ / ₄ x 26 ¹ / ₂ x 27 ⁵ / ₈
SUPER POWER-AIRE™												
WA-323	2	700	2	17.0	N/A	250/30	Yes	Rigid	D	234	8 ¹ / ₄	20 ⁵ / ₈ x 27 x 33 ¹ / ₂
WYB-363	2	800	2	18.0	N/A	250/30	Yes	Yes	D	290	17 ¹ / ₄	24 ¹ / ₂ x 29 ⁵ / ₈ x 36 ¹ / ₄
POWER-AIRE™ with ELECTRIC HEAT												
RED-81*	1	200	2	7.5	12.8	125/15	No	Yes	A	79	5	12 ¹ / ₂ x 20 x 19 ⁷ / ₈
RED-123*	3	262	3	5.6/6.2	13.4/12.3	230/20	Yes	Yes	C	95	5	15 x 23 ⁵ / ₈ x 21 ³ / ₄
RED-183*	3	325	3	7.9/8.5	22.2/20.3	230/30	Yes	Yes	D	110	5	15 x 23 ⁵ / ₈ x 21 ³ / ₄
RED-243*	3	575	3	13.5/14.4	22.8/20.9	250/30	Yes	Yes	D	160	5 ¹ / ₂	17 ¹ / ₄ x 26 ¹ / ₂ x 25 ³ / ₈
POWER-AIRE™ HEAT PUMPS												
RAH-123A	1	380	2	5.4/5.8	15.6/14.2	20	Yes	No	C	133	9 ³ / ₈	15 ⁷ / ₈ x 24 ⁷ / ₈ x 25 ¹ / ₂
RAH-183A	1	425	2	7.6/7.8	14.7/13.5	20	Yes	No	C	170	10	18 ⁵ / ₈ x 26 ³ / ₄ x 31 ¹ / ₄
POWER-AIRE™ BUILDERS SERIES												
BD-81*	3	230	3	7.5	N/A	125/15	TTW	Yes	A	79	15	14 ¹³ / ₃₂ x 24 ²¹ / ₃₂ x 19 ²¹ / ₃₂
BD-101*	3	275	3	9.8	N/A	125/15	TTW	Yes	A	86	15	14 ¹³ / ₃₂ x 24 ²¹ / ₃₂ x 19 ²¹ / ₃₂
BD-123*	3	290	3	5.8/6.2	N/A	230/15	TTW	Yes	B	87	15	14 ¹³ / ₃₂ x 24 ²¹ / ₃₂ x 19 ²¹ / ₃₂
BDE-103	1	275	2	4.7/5.2	14.0/15.3	230/20	TTW	Yes	C	87	15	14 ¹³ / ₃₂ x 24 ²¹ / ₃₂ x 19 ²¹ / ₃₂
BDE-123	1	290	2	5.8/6.2	14.0/15.3	230/20	TTW	Yes	C	87	15	14 ¹³ / ₃₂ x 24 ²¹ / ₃₂ x 19 ²¹ / ₃₂
POWER-AIRE™ CASEMENT SERIES												
CD-81*	3	265	3	7.8	N/A	125/15	No	Yes	A	83	7	20 ¹ / ₂ x 14 ¹ / ₂ x 23
CD-101*	3	290	3	9.6	N/A	125/15	No	Yes	A	93	7	20 ¹ / ₂ x 14 ¹ / ₂ x 23
CD-123*	3	290	3	11.5	N/A	125/15	No	Yes	A	95	7	20 ¹ / ₂ x 14 ¹ / ₂ x 23
PORTABLE-AIRE™												
PAD-71	Yes	170	2	7.5	N/A	125/15	No	Yes	A	84	N/A	33 x 17 x 17
PAD-91*	Yes	177	2	9.8	N/A	125/15	No	Yes	A	95	N/A	32.3 x 17.7 x 18.3
PAD-121*	Yes	177	2	12.0	N/A	125/15	No	Yes	A	97	N/A	32.3 x 17.7 x 18.3

** With window guides in place



EA448F

Wall Sleeve

For BD and BDE Series

Sleeve is manufactured of G-90 steel and painted for durability and corrosion resistance. The sleeve includes adjustable side flanges, front and back covers, and an aluminum back grille. Front gaskets eliminate air seepage while the back cover is insulated for protection from the elements. The folding sleeve saves space during shipment and storage, is easily assembled in just minutes. Dimensions: 26" W x 15" H x 15"D



RT-30

Remote Thermostat

For WA and WYA Models

Temperature controls can be mounted away from the unit, in a location that's more accessible for users. The thermostat comes installation-ready for room air units with a "D" power cord rated at 230V/30 amps. Field convertible to other voltages.



AS080 & AS160

Window Support Brackets

Easy-to-install brackets add a full measure of safety to window-mounted air conditioners. Manufactured from heavy gauge steel with a durable baked-on epoxy finish, the brackets have stainless steel hardware to resist weather damage.

AS080—For room air conditioners up to 80 pounds

AS160—For room air conditioners up to 160 pounds



Electric Dehumidifiers

Comfort-Aire dehumidifiers quietly, efficiently and effectively remove excess moisture from indoor air. Proper humidity contributes to greater comfort and alleviates damage that moisture can cause to carpets, furnishings and equipment.

The Comfort-Aire line includes three units to fit a wide range of requirements and room sizes:

- **BHD-301**—Removes 30 pints of moisture per day, electro-mechanical controls, auto restart
- **BHD-501**—Removes 50 pints of moisture per day, electronic controls, low temp operation, auto restart, Energy Star rated
- **BHD-651**—Removes 65 pints of moisture per day, electronic controls, low temp operation, auto restart, Energy Star rated

PTACs—A/C and Heat Pump


Our popular PTACs provide comfort room by room for such applications as hotels, motels, apartment buildings, schools and nursing homes. Designed for quick installation, they can be used for new construction as well as for replacements.

The line combines a clean-line, attractive appearance with state-of-the-art technology to minimize energy usage while ensuring guest comfort. Both A/C and heat pump models come with electric heat as standard, and capacities range from 7,000 to 15,000 BTUH. Operation is exceptionally quiet.



Features include a heavy duty compressor, unique U-shaped coil that adds 25% more coil surface, condensate dispersal system, and a filter that can be removed without taking off the shroud. Among the many standard features are front desk control and remote thermostat.

Ductless Mini-Split Systems



Ductless mini-split systems are the ideal solution for areas where adding ductwork is too expensive or impractical, such as older homes, additions, sunrooms, warehouse office spaces, computer rooms, sports arena skyboxes, and more.

Comfort-Aire offers a complete line in A/C only and heat pump models, including multi-zone units with each zone independently controlled:

- **Single Zone**—9,000 to 30,000 BTUH, one outdoor unit and one indoor air handler, one remote control
- **Dual Zone**—18,000 and 24,000 BTUH (9,000 and 12,000 per zone), one outdoor unit, two indoor air handlers, two remotes
- **Tri-Zone**—36,000 BTUH (12,000 BTUH per zone), one outdoor unit, three indoor air handlers, three remotes



Comfort-Aire is a leading supplier of room air conditioning products for residential and commercial use. Founded in 1907 as the Wyngert Furnace Co., the company's long history is grounded in quality. Every model is designed with the customer's satisfaction in mind and built to exacting standards using quality materials. Each unit is backed with solid warranty coverage and technical support is just a phone call away. Most importantly, the Comfort-Aire team is dedicated to exceeding the expectations of our distributors, dealers and consumers—not just for room air conditioners, but across our entire line of heating and cooling products.

Product specifications, materials and performance data subject to change without notice.

HEAT CONTROLLER, INC.

THE QUALITY LEADER IN CONDITIONING AIR

1900 Wellworth Ave., Jackson, Michigan 49203 • Ph. 517-787-2100 • Fax 517-787-9341

www.comfort-aire.com